



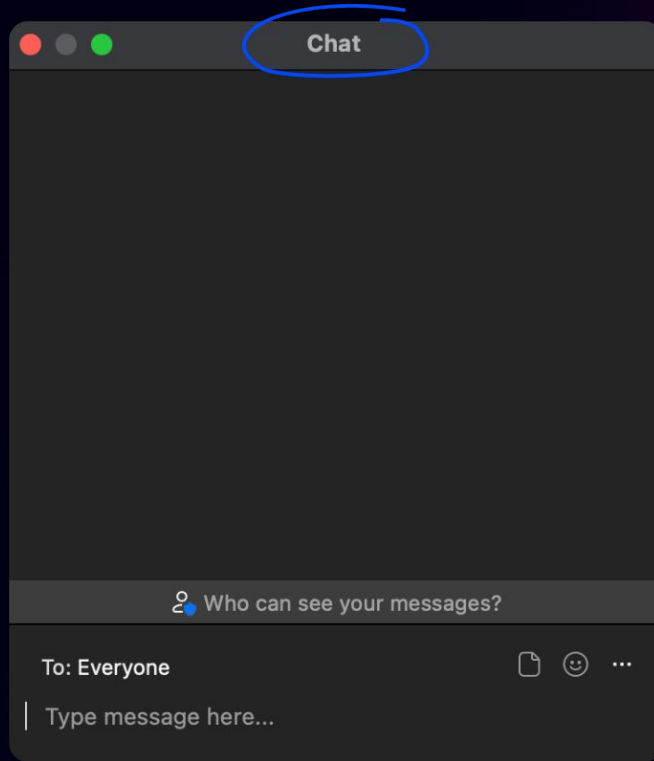
AI PUBLISHING  
ACADEMY

**Friday  
Tech Talk**  
**December 20, 2024**

● 2024




Change your chat settings to "Everyone"



# Common Tech Skills

First, we will prioritise the most important skills to be able to smoothly navigate the course

Average length: **10-15 mins.**



# Q&A TIME

Live Calls

**Q&A**

AUDIOBOOK  
IMPACT ACADEMY

Tuesday 4-6PM EST

Wednesday 12-2PM EST

Thursday 3-5PM EST

Friday 12-2PM EST

Sunday 12-2PM EST

**Live Weekly Q&A Calls**

Got a question you'd like us to answer on the next Q&A call? [Ask it Here](#)

[Click Here to Register](#)

Second, we will go through all questions submitted prior to today's call through the form in the AIA dashboard (Top 20).

Average length: **30-45 mins.**

# SPECIAL SEGMENTS

- Password Management
- How to Use Loom
- Using System Preferences
- Quiz
- Something else

Got a good idea for a segment?  
Let us know!





# OPEN Q&A

Submit your questions live on the call in the Zoom Q&A field. We will pick the best questions to answer!



There are many students on this call, all at different points in their publishing journey. We receive many questions and do our best to choose the ones that are applicable and helpful to the majority of attendees on this call.

We would rather spend more time going deep into a good question rather than rushing from one question to the next. Therefore, we will pick and choose the best questions.

# F.A.Q.

Visit our Help Center at [help.publishing.com](https://help.publishing.com)

- Account related (resetting password, Facebook group, etc.)
- KDSpy, Incognito, Chrome etc.
- 7 Day Publishing Challenge
- Pen names

In the Help Center, you will find clear answers (with videos) to all of these questions, so we will likely skip all questions related to these topics.





# PUBLISHING.AI NOW OPEN TO EVERYONE

## What Can Publishing.ai Offer You?

Access the platform and enjoy features like:

- Book topic ideas
- Customer research
- Book outlines
- Book descriptions

...and even generating a 30,000-word manuscript



*Check your email inbox for more info or contact support*

# Tip of The Week

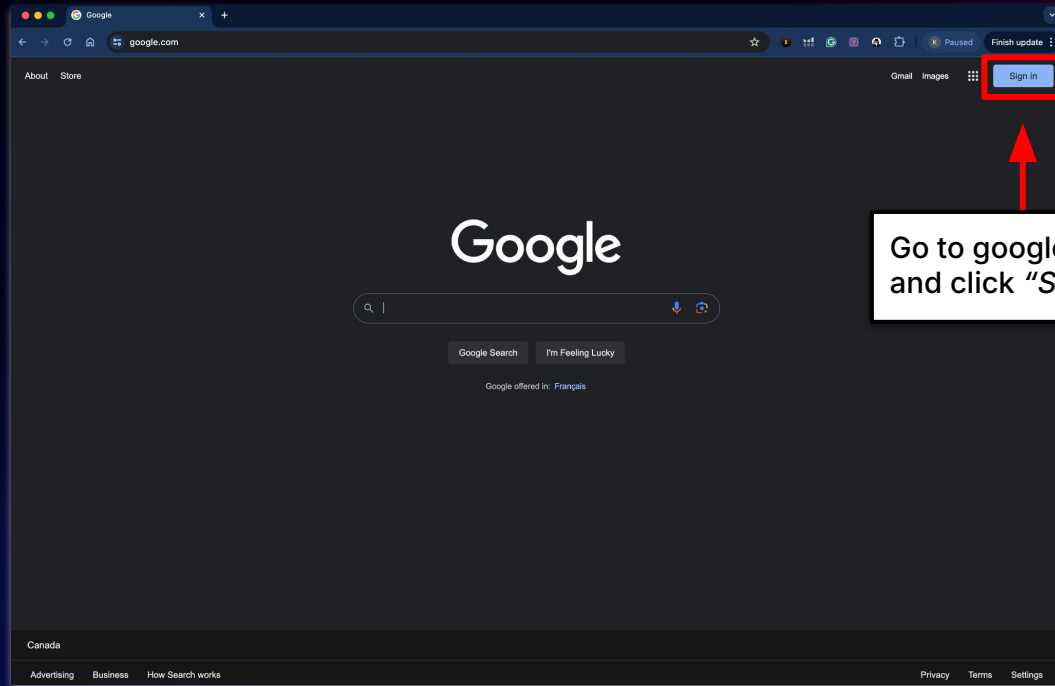


Use your cloud drive!

15 Gig FREE with your Google Account

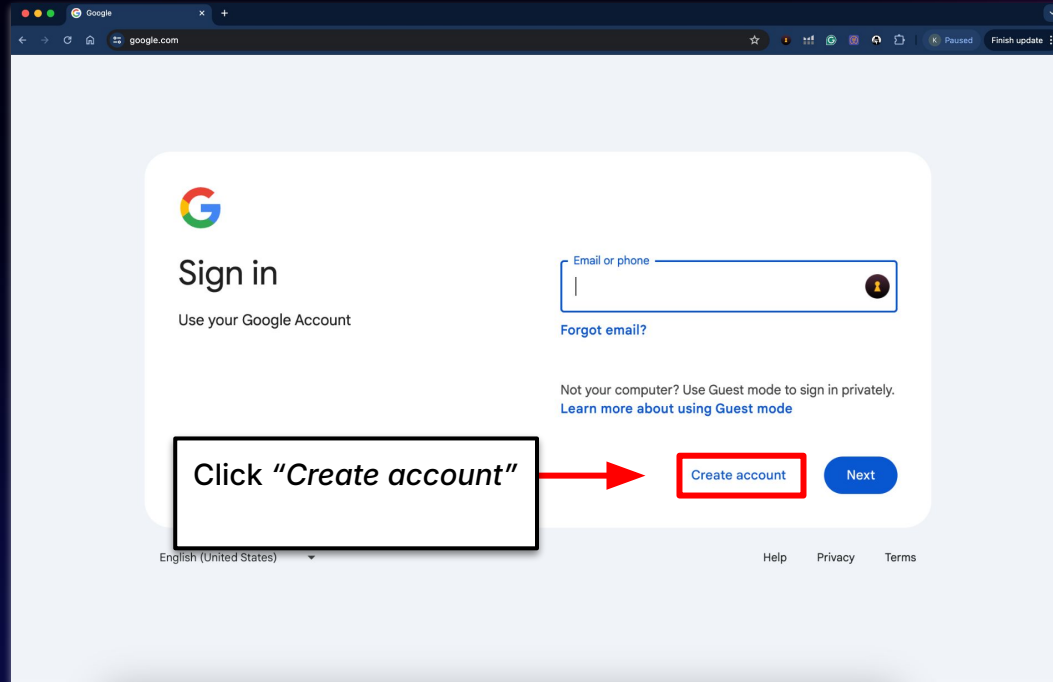
**LET'S BEGIN!**

# Creating a Google Account

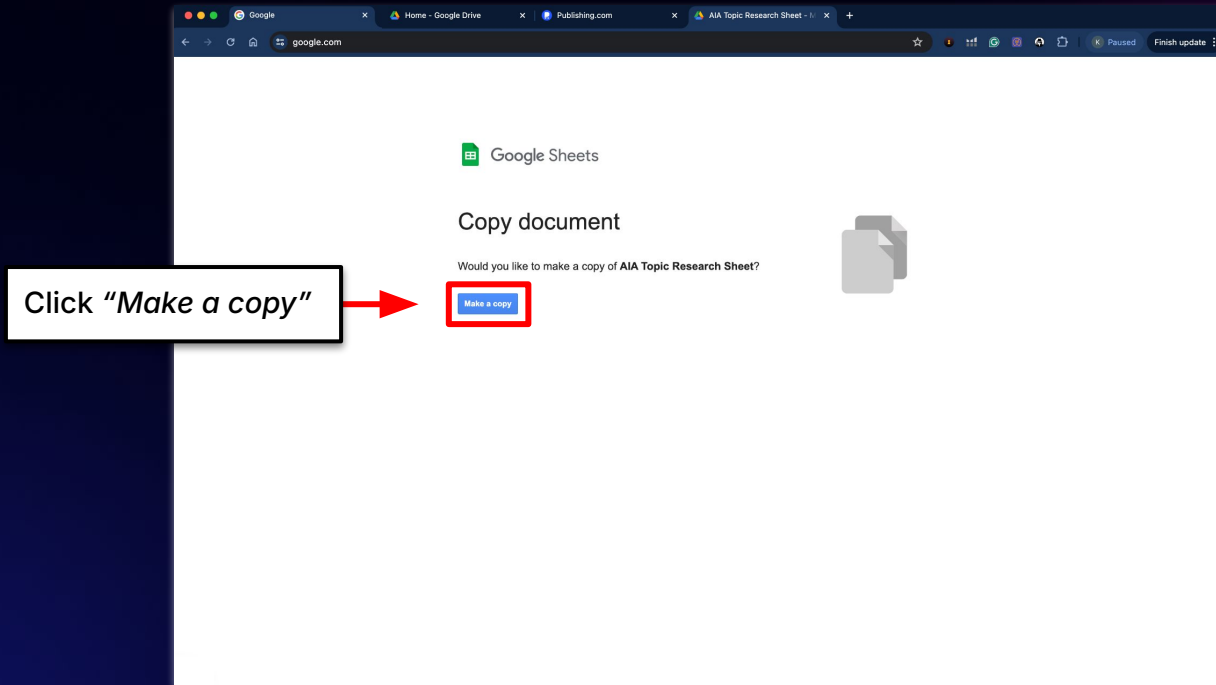


Go to google.com  
and click "Sign In"

# Creating a Google Account



# Using Your Google Drive



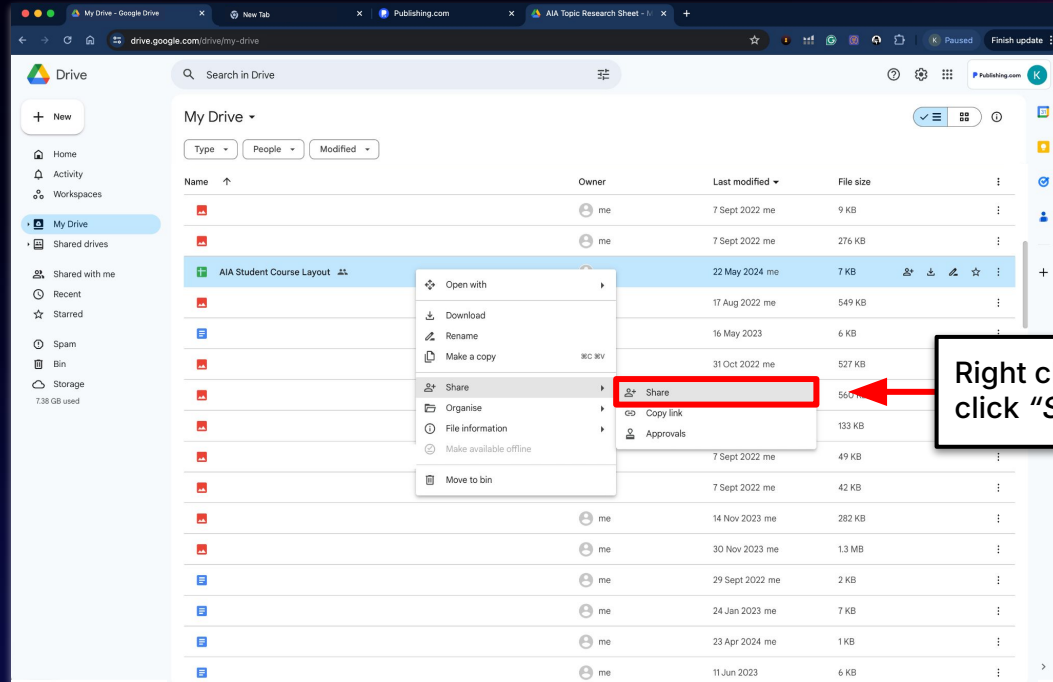
# Using Your Google Drive

The screenshot shows the Google Drive web interface. In the left-hand navigation sidebar, the 'My Drive' option is highlighted with a red rectangular box. A red arrow points from a text box below to this 'My Drive' option. The main content area displays a list of files and folders under the heading 'My Drive'. The list has columns for Name, Owner, Last modified, and File size. The files listed include various documents and spreadsheets with their respective sizes and modification dates.

Name	Owner	Last modified	File size
[Icon]	me	4 Mar 2023	224 KB
[Icon]	me	4 Mar 2023	213 KB
[Icon]	me	11 Jan 2024	1 KB
[Icon]	me	12 Nov 2023	1.34 GB
[Icon]	me	31 Aug 2022	2 KB
[Icon]	me	11 Jan 2024	152 KB
[Icon]	me	21 Feb 2024	1.3 MB
[Icon]	me	27 Feb 2024	139 KB
[Icon]	me	27 Feb 2024	37 KB
[Icon]	me	8 Feb 2024	32.9 MB
[Icon]	me	10 Sept 2023	1.66 GB
[Icon]	me	7 Jan 2024 Rasmus Mikkel...	5 KB
[Icon]	me	30 Jul 2023	7 KB
[Icon]	me	4 Oct 2022	525 KB
[Icon]	me	7 Sept 2022	347 KB
[Icon]	me	7 Sept 2022	9 KB

You can locate it in your Drive

# Sharing a File or Folder



Right click on the file and click "Share"

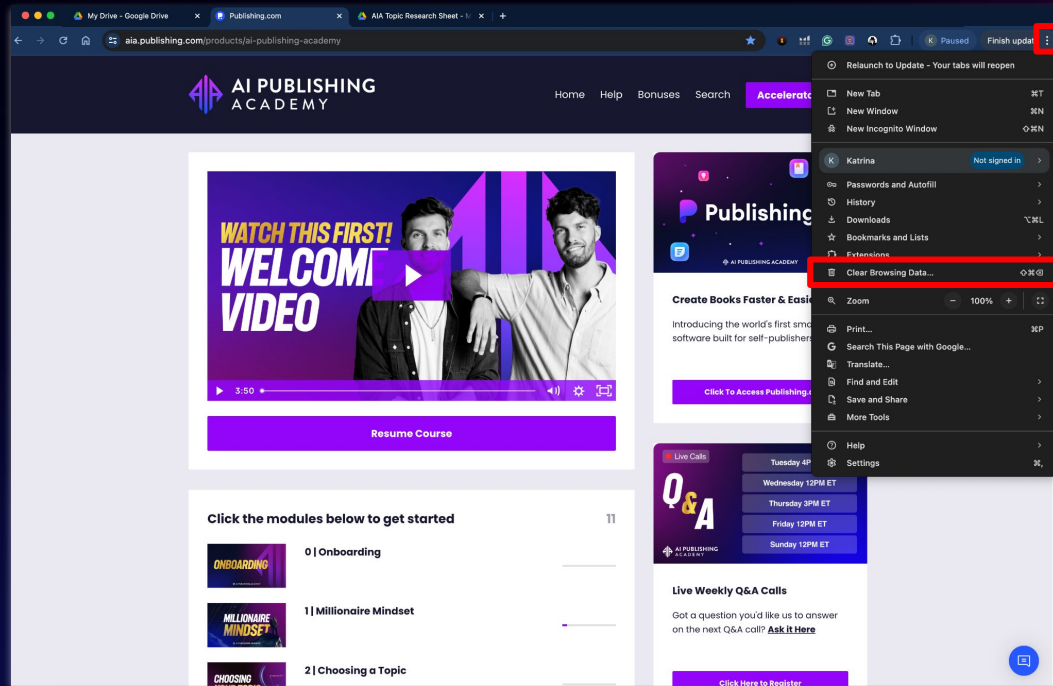


# Sharing a File or Folder

The image shows a screenshot of the Google Drive web interface. A 'Share' dialog box is open over a file named 'AIA Student Course Layout'. The dialog has three main sections: 'Add people, groups and calendar events' (with an input field), 'People with access' (listing 'Katrina Johanson (you)' as the Owner), and 'General access' (set to 'Anyone with the link' with a 'Viewer' role). A red box highlights the 'General access' section, and a red arrow points from a callout box to it. The callout box contains the text: 'Change the "General access" to "Anyone with the link"'. The background shows a list of files in 'My Drive' with columns for Name, Owner, Last modified, and File size.

Name	Owner	Last modified	File size
Sept 2022 me		Sept 2022 me	9 KB
Sept 2022 me		Sept 2022 me	276 KB
May 2024 me		May 2024 me	7 KB
Aug 2022 me		Aug 2022 me	549 KB
May 2023		May 2023	6 KB
Oct 2022 me		Oct 2022 me	
Sept 2022 me		Sept 2022 me	
Sept 2022 me		Sept 2022 me	
Nov 2023 me		Nov 2023 me	282 KB
30 Nov 2023 me		30 Nov 2023 me	1.3 MB
29 Sept 2022 me		29 Sept 2022 me	2 KB
24 Jan 2023 me		24 Jan 2023 me	7 KB
23 Apr 2024 me		23 Apr 2024 me	1 KB
11 Jun 2023		11 Jun 2023	6 KB

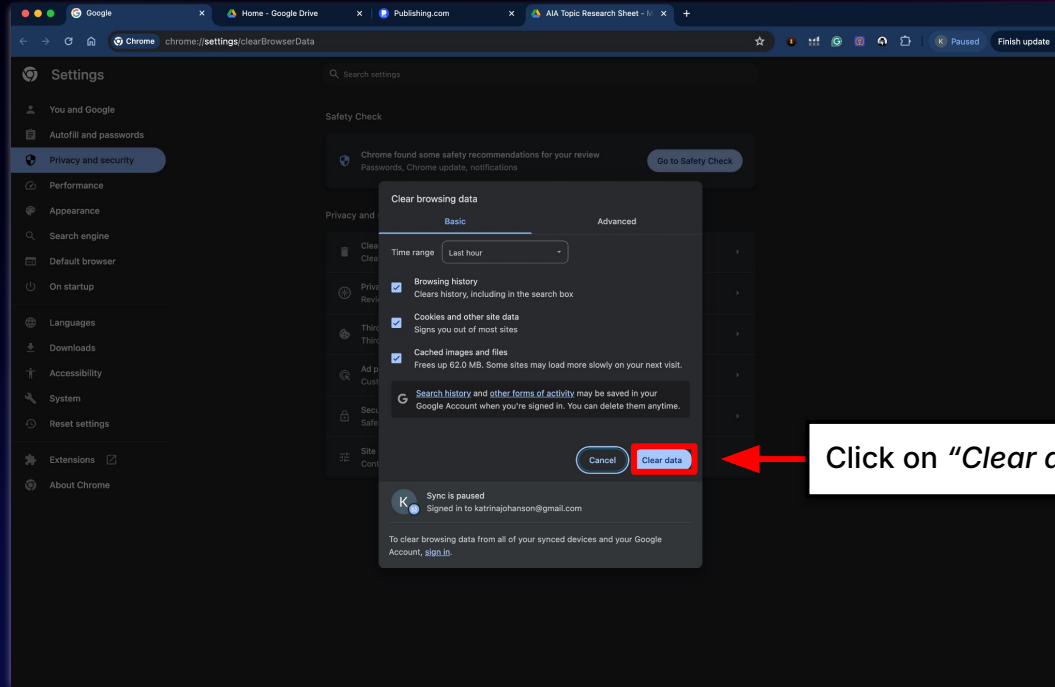
# Clearing Your Cache



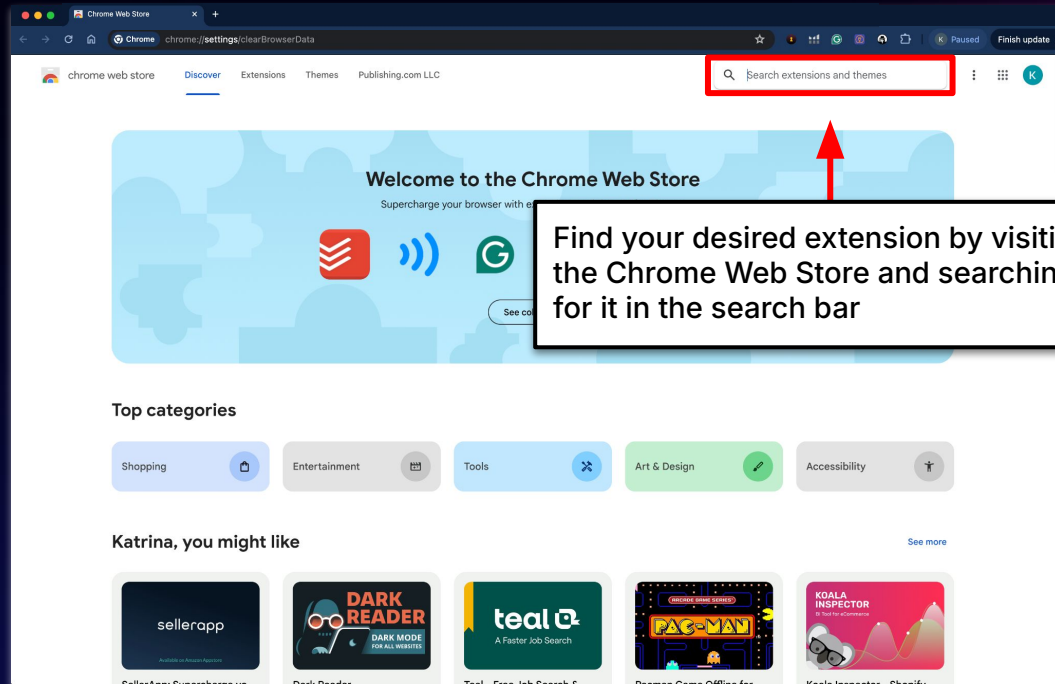
1. Click on the three dots

2. Click on "Clear Browsing Data"

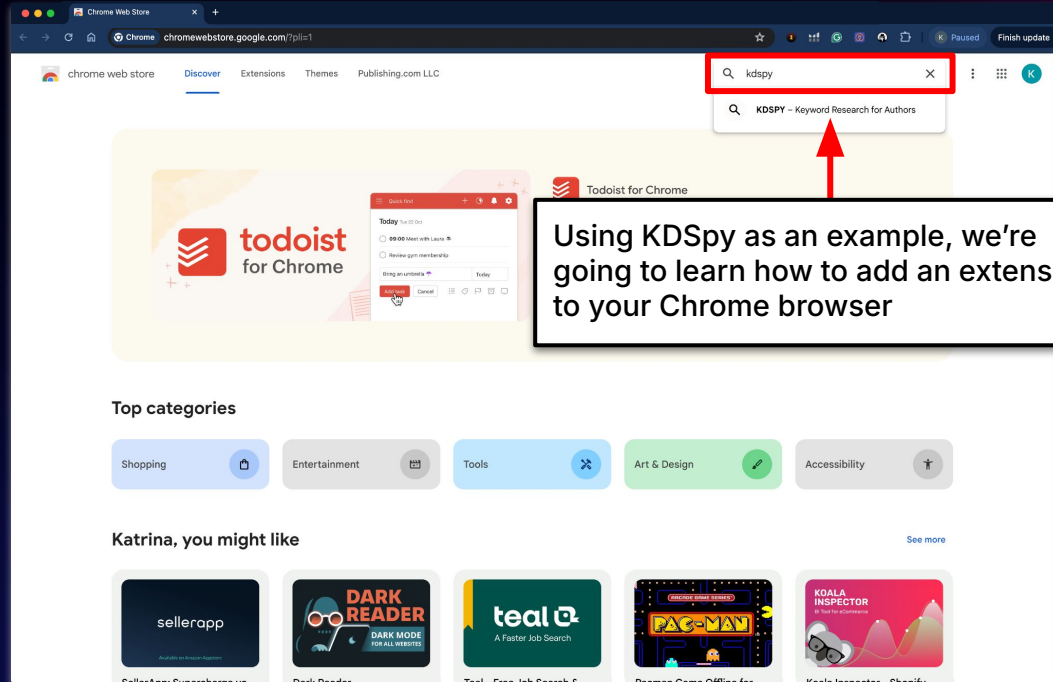
# Clearing Your Cache



# Adding Extensions To Chrome



# Adding Extensions To Chrome



# Adding Extensions To Chrome

chrome web store Discover Extensions Themes Publishing.com LLC

chrome web store

## KDSPY – Keyword Research for Authors

www.publishingaltitude.com 3.8 ★ (26 ratings)

Extension Workflow and planning 70,000 users

**Add to Chrome**

Click on "Add to Chrome"

**KDSPY**

Best Sellers in Health, Fitness & Dieting

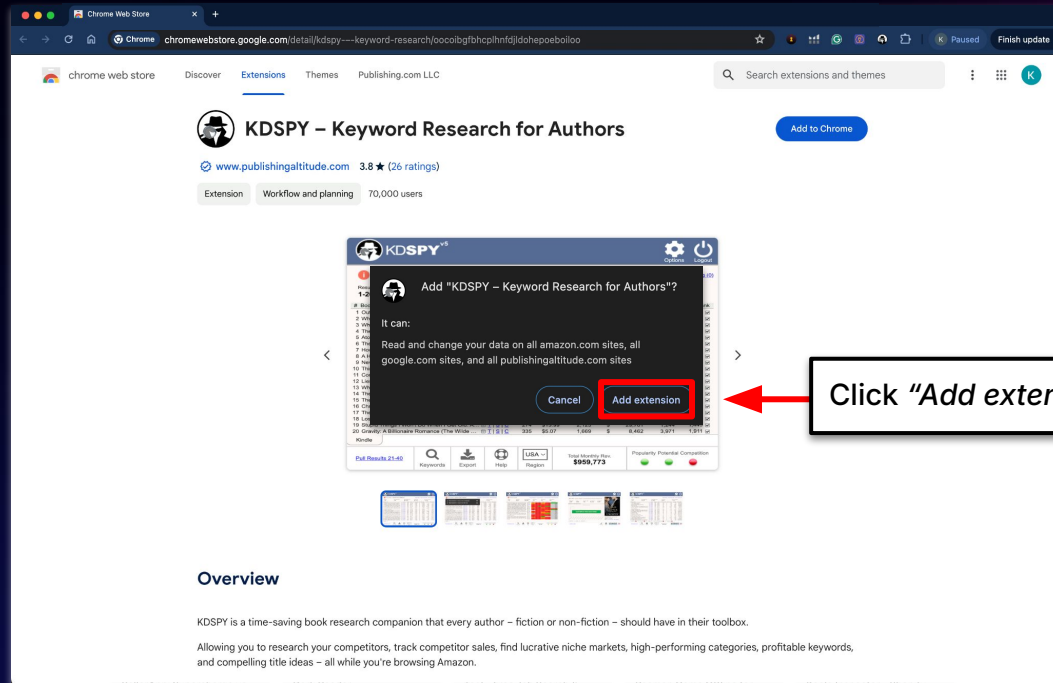
Rank	Book Title	Author	Price	Est. Mkt. Share
1	1	1	1	1
2	2	2	2	2
3	3	3	3	3
4	4	4	4	4
5	5	5	5	5
6	6	6	6	6
7	7	7	7	7
8	8	8	8	8
9	9	9	9	9
10	10	10	10	10
11	11	11	11	11
12	12	12	12	12
13	13	13	13	13
14	14	14	14	14
15	15	15	15	15
16	16	16	16	16
17	17	17	17	17
18	18	18	18	18
19	19	19	19	19
20	20	20	20	20

Overview

KDSPY is a time-saving book research companion that every author – fiction or non-fiction – should have in their toolbox.

Allowing you to research your competitors, track competitor sales, find lucrative niche markets, high-performing categories, profitable keywords, and compelling title ideas – all while you're browsing Amazon.

# Adding Extensions To Chrome



The screenshot shows the Chrome Web Store page for the KDSPY extension. The page title is "KDSPY – Keyword Research for Authors" and it has a 3.8 star rating from 26 reviews. A blue "Add to Chrome" button is visible in the top right corner. A pop-up dialog box is open in the center of the screen, asking "Add 'KDSPY – Keyword Research for Authors'?" and listing the permissions: "Read and change your data on all amazon.com sites, all google.com sites, and all publishingaltitude.com sites". The "Add extension" button in the pop-up is highlighted with a red box. A red arrow points from a text box to this button.

chrome web store Discover **Extensions** Themes Publishing.com LLC

chrome webstore.google.com/detail/kdspy-keyword-research/oooolgbfbcplhmfjldohapoabooloo

chrome web store Discover **Extensions** Themes Publishing.com LLC

Search extensions and themes

**KDSPY – Keyword Research for Authors** Add to Chrome

www.publishingaltitude.com 3.8 ★ (26 ratings)

Extension Workflow and planning 70,000 users

Add "KDSPY – Keyword Research for Authors"?

It can:

Read and change your data on all amazon.com sites, all google.com sites, and all publishingaltitude.com sites

Cancel Add extension

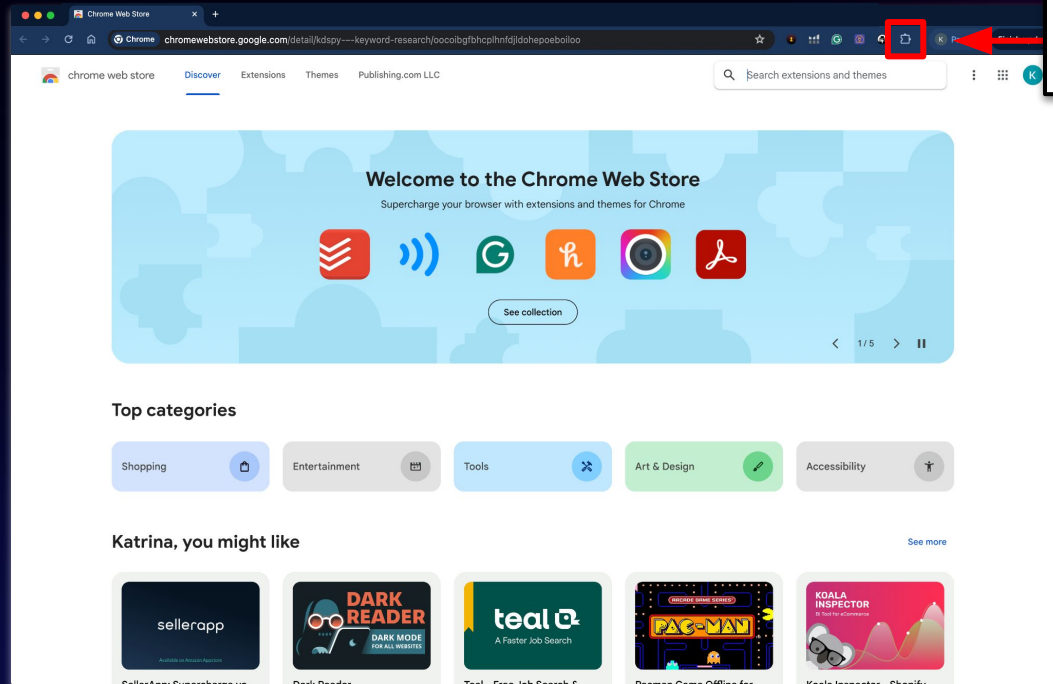
Click "Add extension" on pop-up

### Overview

KDSPY is a time-saving book research companion that every author – fiction or non-fiction – should have in their toolbox.

Allowing you to research your competitors, track competitor sales, find lucrative niche markets, high-performing categories, profitable keywords, and compelling title ideas – all while you're browsing Amazon.

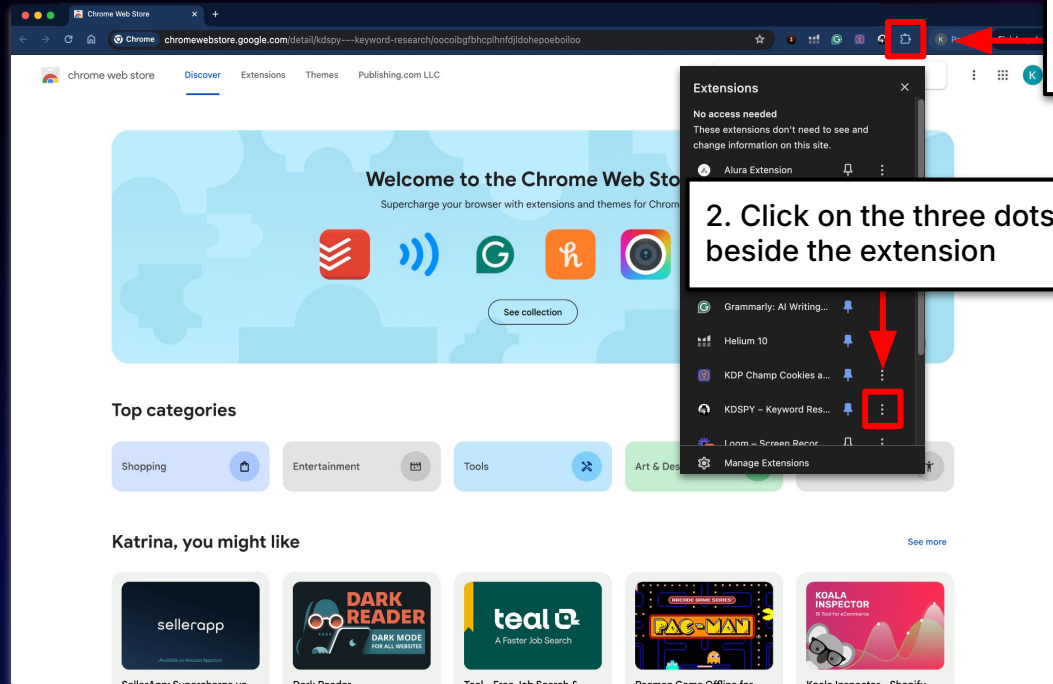
# Finding Extensions in Chrome



1. Click on the puzzle piece (extensions)



# Finding Extensions in Chrome



1. Click on the puzzle piece (extensions)

2. Click on the three dots beside the extension

# Finding Extensions in Chrome

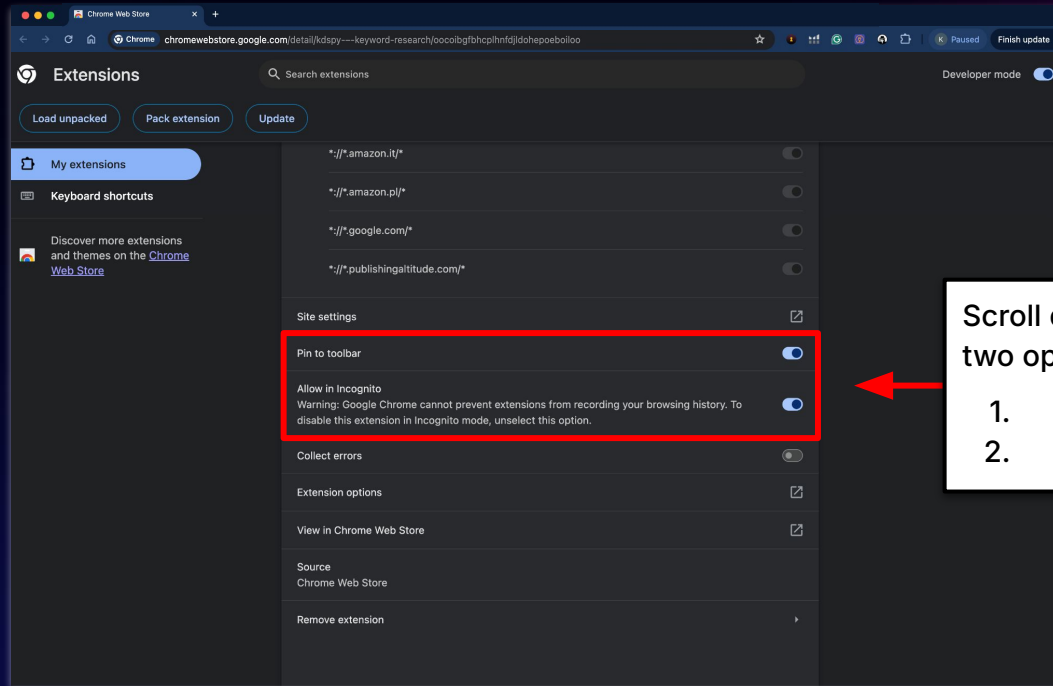
The image shows a Chrome browser window displaying the Chrome Web Store. The address bar shows the URL for the 'KDSPY - Keyword Research' extension. A red box highlights the puzzle piece icon in the top right corner of the browser. A red arrow points from a text box to this icon. Below the browser window, a list of installed extensions is shown. A red box highlights the three vertical dots next to the 'KDSPY - Keyword Res...' extension. A red arrow points from a text box to these dots. A second red box highlights the 'Manage Extension' option in the dropdown menu that appears. A red arrow points from a text box to this option. The background of the browser window shows the Chrome Web Store homepage with various categories and recommendations.

1. Click on the puzzle piece (extensions)

2. Click on the three dots beside the extension

3. Click on "Manage Extension"

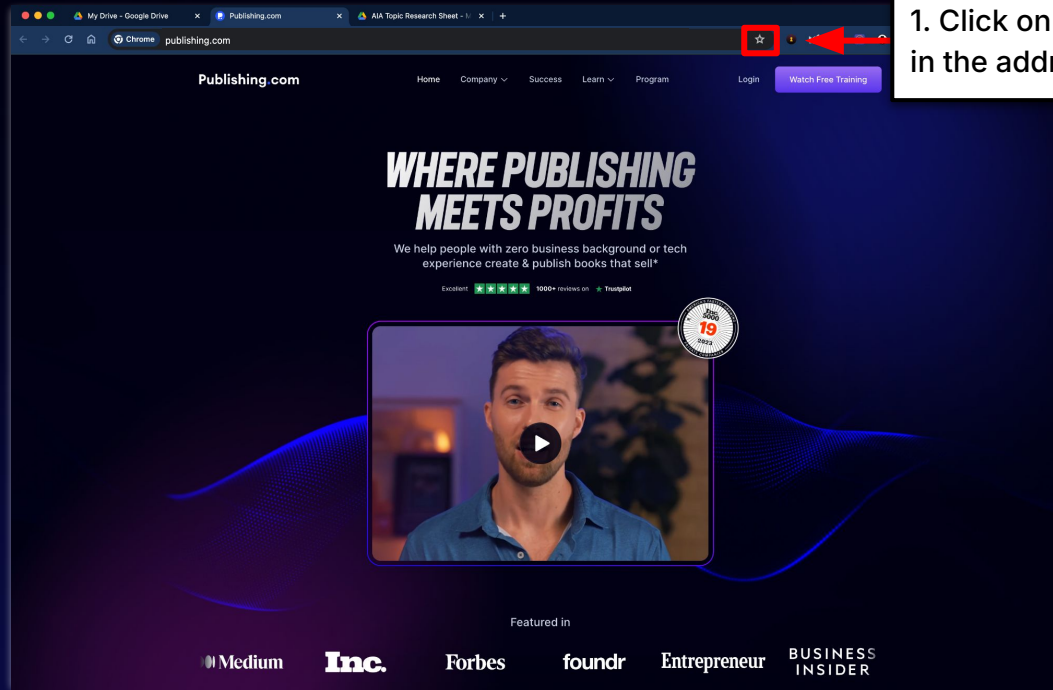
# Finding Extensions in Chrome



Scroll down to find these two options:

1. Pin to toolbar
2. Allow in Incognito

# Bookmarking



1. Click on the star in the address bar

# Bookmarking

The screenshot shows a Chrome browser window with the address bar containing 'publishing.com'. A star icon in the address bar is highlighted with a red box and an arrow. An 'Edit bookmark' dialog box is open, showing the name 'Amazon KDP Self Publishing Resourc' and the folder 'Bookmarks Bar'. The 'Done' button in the dialog box is highlighted with a red box and an arrow. The background features a video player with a play button and logos for Medium, Inc., Forbes, foundr, Entrepreneur, and BUSINESS INSIDER.

1. Click on the star in the address bar

2. Click "Done"

# Pre Submitted Questions

# Joni Kennington

How many people do I need to send my manuscript to for review before I should publish? Is it best to wait until January to launch a book? I have followed the book launch strategy and could launch now but don't know if it's a good time with the holidays. Thanks!

# lola wansley

when may I actually start working on writing books? being that some modules are going to be locked for 35 days?



# Jeff

When using the tool to prepare the Customer Research Report, it asks me to "Specify your target demographic." However, when I review competitor books in my sub-niche on Amazon, I don't see the target demographic explicitly listed in the Product Details section of the book's title page. Can you clarify where or how I might find this information for competitor books, or suggest an alternative approach to identifying the target demographic?

# Beverley Jessup

I'm a complete newbie and only joined a few days ago. I have decided to do a book on developing social skills in teenagers with autism and ADHD. I am a speech and language therapist. How do I research this topic? Also I want to do a book funnel that would funnel people to my membership program. Are there any examples of book funnels I can see?

# Ireen Jahan

What is a manuscript credit?

# Mary Ellen Ford

What tool(s) does AIA have for book cover design?

Shelley Folbar

# Shelley Folbar

I need to use both Microsoft Edge and Google Chrome so how do I stop Edge from deleting Google Chrome. I don't want Chrome as the default browser as I use MicroSoft products.

Does it matter to have 2 browsers? will this cause issues?

# Shiraz

Hi! I have just started my Amazon Ads Journey. Watched the vids and everything. I have attached a google doc with 2 images related to my problem for better reference (this is more of a logistics question on A Ads instead of improvement on bids, etc...)

Here's my question:

I'm from the UK. I selected the Amazon US store to display my ads (as shown in the video). I even put my bank details in the UK section of the bill and payments section (as I was advised to do from Support)I went to start a campaign and selected the paperback version of my book to promote. It shows the UK store version of my book with the UK reviews (of which I have 2 reviews (the 1st picture shows this circled)) - My US Store book has 15. Is it the case that the US shoppers will still see the US page of my book and will it still be promoted to them (even though I'm from the UK)?On another note, I went ahead and set up the campaigns, and after confirming that they have been set up, it still said 'Country: United Kingdom' (second picture shows this circled).Basically to sum up, does this still mean I'm advertising in the US site or solely the UK? Thanks and sorry for this really long question! feel free to cut some parts out!

[https://docs.google.com/document/d/16ADEXlqeR\\_Tax0QoTYmyw4ZXwP1i9MeMwybzqyf58GM/edit?usp=drivesdk](https://docs.google.com/document/d/16ADEXlqeR_Tax0QoTYmyw4ZXwP1i9MeMwybzqyf58GM/edit?usp=drivesdk)

# Shiraz

1 product

Life Skills For Young Adults 101: Practical Guide to Master Effective Decision Making, Improve Money Management, 4.5 (12) £7.99 In stock

[UK Store Reviews](#)

## Campaign manager

Sponsored ads, multiple countries

### Campaign: Test Book - Auto Low

#### Campaign settings

Portfolio: -

Schedule: Dec 19, 2024 - No end date

Daily budget: £15.00

Country: **United Kingdom**

Targeting: Automatic targeting

Campaign bidding strategy: Dynamic bids - down only


Adjust bids by placement:

- Top of search (first page): 0%
- Rest of search: 0%
- Product pages: 0%
- Further increase bids across placements on Amazon Business: 0%

#### Ad group settings

Ad group name: Ad group - 16/12/2024 23:21:48.602

Default bid: £0.20

Advertised products: 

Negative keywords: 0

Negative products: 0

# Richard Read

Hi Coaches, can you evaluate my covers ?

[https://docs.google.com/document/d/1xkJwg2oorxq54V0XhAYtbj2VpW\\_I-CqnDTScOVb0iGk/edit?usp=sharing](https://docs.google.com/document/d/1xkJwg2oorxq54V0XhAYtbj2VpW_I-CqnDTScOVb0iGk/edit?usp=sharing)



# Richard Read

